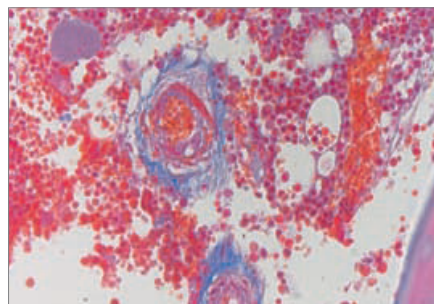


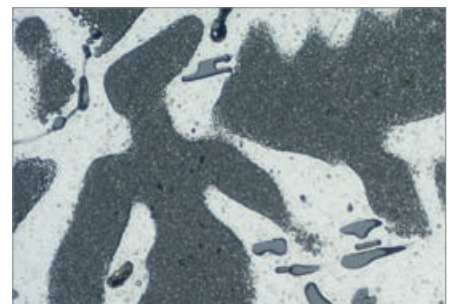


ZEISS Axiocam ERc 5s

Your 5 Megapixel All-in-one Microscope Camera



Bone Marrow



Aluminium-silicum-magnesium alloy

Axiocam ERc 5s is your 5 Megapixel CMOS camera from ZEISS offering flexible technology at an impressive price-performance ratio. Capture the fine details of structures in your sample in high resolution.

Axiocam ERc 5s offers ease of operation, and flexible technology. Use it on your PC to capture crisp images or as a digital video camera with an exceptional live image for observation of dynamic processes.

Or use the full flexibility of Axiocam ERc 5s as a stand-alone camera in your lab. You can store your images directly on an SD card and transfer them to a computer later - ensuring even more efficiency in your laboratory processes.

Highlights

- 5 Megapixel CMOS camera for high resolution images.
- Compatible with all ZEISS microscope stands.
- Stand-alone functionality with capture control directly on the camera.
- Use Axiocam ERc 5s:
 - as a stand-alone camera - acquire images/movies directly to an SD card.
 - as digital video camera - stream directly to a monitor or projector.
 - via Labscope with a network connection and an iPad.
 - via ZEN imaging software with a PC.
 - via remote control - define your acquisition settings and store for later use to carry out routine tasks independently of any computer.

Impressively Versatile

Axiocam ERc 5s stand-alone functionality allows you to easily move the camera to any microscope you want - cost-effectively transform every microscope into a fully-fledged, imaging station.

Send your live images directly to a connected monitor or projector using an HDMI cable. Share and discuss your research with your work group, comfortably and ergonomically.

Use the iPad imaging app Labscope and save the files directly to your iPad or the Windows network, or share your files via email. With ZEN imaging software you have the opportunity to upgrade, for more advanced image processing and analysis.



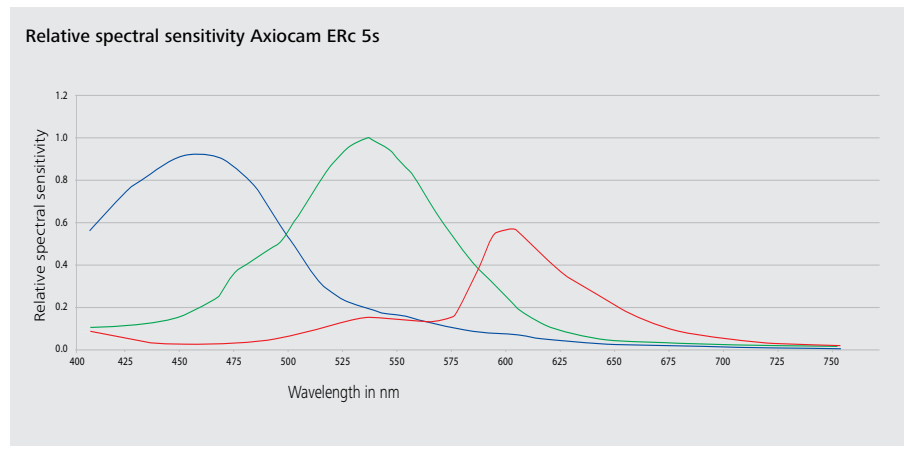


ZEISS AxioCam ERc 5s

Your 5 Megapixel All-in-one Microscope Camera

Technical Data	
Sensor	Micron MT9P031, 5 megapixels, CMOS
CCD basic resolution	2560 x 1920 5.0 megapixels
Pixel size	2.2 µm x 2.2 µm
Sensor size	5.7 mm x 4.28 mm equivalent 1/2.5" (diagonal 7.1 mm)
Spectral sensitivity	Approx. 400 nm-700 nm, IR filter
Range of integration time	10 µs up to 2 s
Live image	20 fps at 800 x 600 (with ZEN imaging software)
Read-out mode	Progressive
Digitization	3 x 8 bits/pixel
Interfaces	1x SD card slot; 1x mini USB 2.0, 1x RJ 45 (LAN); 1x HDMI (DVI-D)
Optical interface	C-Mount
Housing (WxDxH)	approx. 68 mm x 68 mm x 66 mm
Power supply	2x USB 2.0
Integrated slot	SD card slot for SD and SDHC cards
Control Elements	On camera: Button for image capture, button for setting white balance
Ambient conditions (operation)	+5° to +45° Celsius, max. 80 % relative humidity, no condensation, free air circulation required
Order number	426540-9901-000

Stand-alone package (optional for use without PC)	
Power supply	Via USB 2.0 Output: 5 V / 1 A Input: 100-240 V, 50/60 Hz with country-specific adapters
Remote control	IR remote control
Memory card	4 GB SDHC card with case
Card reader	SD, MMC
Cable	HDMI to DVI
Order number	426540-0003-000



EN_40_012_003 | CZ-03-2014



microscopy@zeiss.com
www.zeiss.com/axiocam-erc5s

